

Mikey's Quick Tips

Visual Inspections

Arc burns...out of here



Visual Inspection

Bulges...out of here



Visual Inspections

Oil and Grease



Visual Inspection

Hydrocarbons / oil and grease on valves



Quick review of the previous weeks

Cylinder Warnings



Cylinder Warnings



To Fill it and Use it

Must say

ICC

DOT

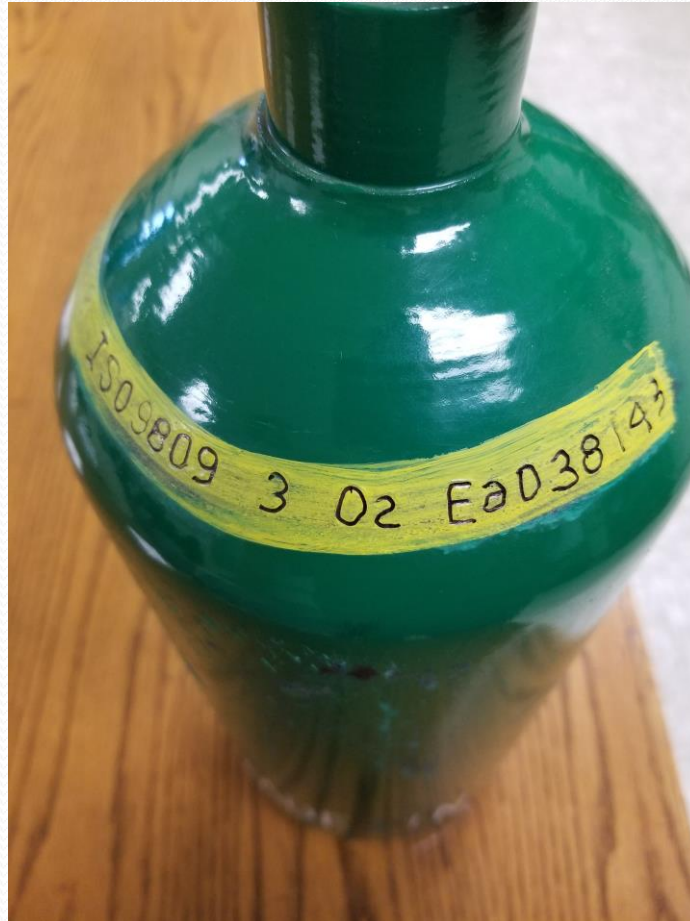
or

UN

Cylinder Warnings




Cylinder Warnings



Approved UN Cylinder



Approved UN Cylinder Markings



Cylinder Warnings



Cylinder Warnings




See through the holes!



Hammer test all steel cylinders

Make sure they are there!



Heat Damage

Steel cylinders

- Heat damage to paint or coating
 - Smudge = OK
 - Discolored = OK
 - Blistered = OK
 - Burned away = Scrap

Aluminum cylinders

- 350 degrees
- Change of color on the heat indicating coating, melted plastic parts or decals

LPG Filling

- **Tare Weight + Product Weight + Filling Assembly = Full Cylinder Scale Weight**

LPG Filling

- **Keep the Genie in the bottle!!**
- **Don't allow the employee to use the "spitter" valve**
- **You can't have a fire without the fuel**

Contact Info

Michael Dodd

- Cell 573-718-2887
- Email MLDSafety@Hotmail.com